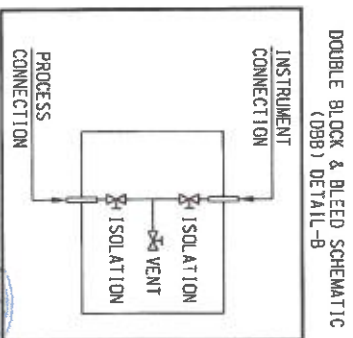
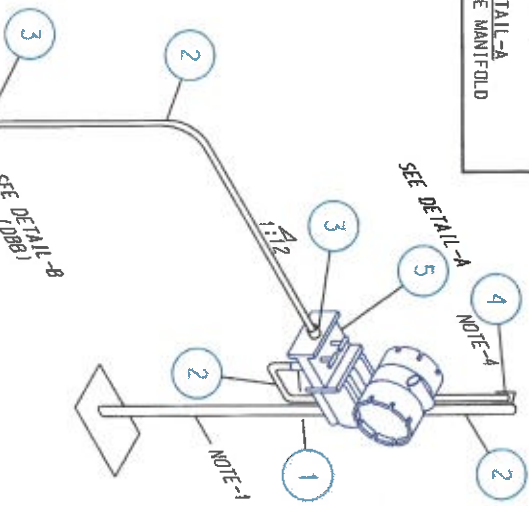
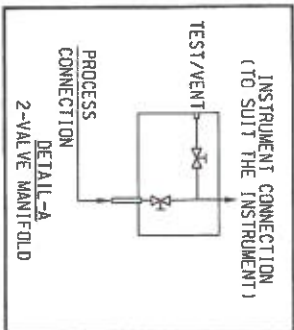


BILL OF MATERIALS (ONE INSTALLATION)

ITEM No.	QTY	UNIT	DESCRIPTION	SUPPLIED BY	MATERIAL
1	1	No.	1/4" NPT(M) x 1/2" O.D. TUBE CONNECTOR, 6000#	INSTRUMENT	INCOLLOY 625 (NACE)
2	6	Mtr-s.	1/2" OD TUBE 0.065 WT., 6000#	INSTRUMENT	INCOLLOY 625 (NACE)
3	2	No.	1/2" NPT(M) x 1/2" OD TUBE CONNECTOR, 6000#	INSTRUMENT	INCOLLOY 625 (NACE)
4	1	No.	TUBE CAP 1/2" OD, INCOLLOY 625	INSTRUMENT	INCOLLOY 625 (NACE)
5	1	No.	1/2" NPT(F) 2-VALVE MANIFOLD, 6000#	INSTRUMENT	SS316 (PTFE PACKING)



TYPICAL INSTALLATION FOR:

ITEM No.	TAG No.	LINE/EQUIPMENT No.	PAID No.	SIZE	DATA SHEET No.	REMARKS
1	402-PIT-201	402-0001-HC-18"-610106	0300526-402-A1-0-002	-	0300526-SPP-GEN-15-004	-
2	402-PIT-202	402-0001-HC-18"-610106	0300526-402-A1-0-002	-	0300526-SPP-GEN-15-004	-
3	584-PIT-111	584-0014-HC-10"-610106	0300526-584-A1-0-001	-	0300526-SPP-GEN-15-004	-
4	584-PIT-112	584-0021-HC-12"-610106	0300526-584-A1-0-001	-	0300526-SPP-GEN-15-004	-
5	584-PIT-113	584-0021-HC-12"-610106	0300526-584-A1-0-001	-	0300526-SPP-GEN-15-004	-
6	584-PIT-211	584-0016-HC-10"-610106	0300526-584-A1-0-005	-	0300526-SPP-GEN-15-004	-
7	584-PIT-311	584-0018-HC-10"-610106	0300526-584-A1-0-006	-	0300526-SPP-GEN-15-004	-
8	600-PIT-801	600-0021-HC-18"-610106	0300526-600-A1-0-001	-	0300526-SPP-GEN-15-004	-
9	600-PIT-802	600-0021-HC-18"-610106	0300526-600-A1-0-001	-	0300526-SPP-GEN-15-004	-
10	600-PIT-821	600-0021-HC-18"-610106	0300526-600-A1-0-003	-	0300526-SPP-GEN-15-004	-
11	600-PIT-822	600-0021-HC-18"-610106	0300526-600-A1-0-003	-	0300526-SPP-GEN-15-004	-
12	601-PIT-701	601-0042-HC-18"-610106	0300526-601-A1-0-001	-	0300526-SPP-GEN-15-004	-
13	601-PIT-702	601-0042-HC-18"-610106	0300526-601-A1-0-001	-	0300526-SPP-GEN-15-004	-
14	601-PIT-601A	601-0051-HC-20"-610106	0300526-601-A1-0-002	-	0300526-SPP-GEN-15-004	-

GENERAL NOTES:

- HEIGHT OF SUPPORT FOR MOUNTING OF TRANSMITTER SHOULD BE 1500mm FROM FINISH GRADE/PLATFORM LEVEL AND MADE FROM 2" CARBON STEEL PIPES AND BULSTED AND PAINTED. SITE TO DECIDE SUPPORT STRUCTURE.
- PRESSURE TRANSMITTER SHALL BE SUPPLIED WITH A SEPARATE MANIFOLD INCLUDING ADAPTOR.
- GASKETS AND BOLTING BY PIPING.
- VENT OF INSTRUMENTS SHALL HAVE SUFFICIENT LENGTH TO CARRY OUT VENTING AT SAFE HEIGHT. INSTRUMENT VENT POINTS SHALL BE SUITABLY SUPPORTED ON THE STANCHION.

REFERENCE DRAWINGS

REF. DRAWING NO.	REF. DRAWING TITLE
0300526-GEN-A3-7-107	INSTRUMENT INSTALLATION DRAWINGS

REV	DATE	DESCRIPTION
A	08-07-13	ISSUED FOR CLIENT REVIEW



COMPANY: **AL ASAB EST.**  
ABU DHABI GAS INDUSTRIES LTD (GASCO)

EPC CONTRACTOR:

ENG. SUBCONTRACTOR:



PROJECT TITLE: **NEW 24" LEAN GAS PIPELINE FROM BUHASA TO BAB & BAB TO THAMMAMA C**  
DRAWING TITLE: **INSTRUMENT HOOK-UP DRAWINGS PRESSURE TRANSMITTER - GAS SERVICE**

AGREEMENT NO.	PROJ. NO.	DRAWING NO.	DOCUMENT CLASS.	SCALE.	N.T.S.
0300526	0300526	0300526-GEN-A3-7-106	3	4 of 6	A